




Graham Balfour School



Weekly Student Bulletin

17th July 2020



Dear Students

So here is our last edition of the Weekly Student Bulletin for this academic year. We have included a lot of information to help prepare you for the new academic year. Everyone at school is so looking forward to having you all back in the building, and returning to some kind of normality.

Please do have a good read through all of the advice and support on offer in the bulletin and use this time to get yourself prepared for the new school year.

As you will be aware I am leaving Sir Graham Balfour school at the end of August, so I want to wish every single one of you all the very best for the new academic year and beyond. I shall be taking with me the happiest of memories from Sports Day's, Fundraising Days, Proms, Celebration Evenings and school trips. I really have had a fantastic 10 years here, and have so enjoyed being a part of SGB!

So for now, go and have a relaxing summer!

With very best wishes to you all

Mrs Hartley



Housepoint Leader Board

Housepoint Leader Board		Change since 6/07/20
TIXALL	32,144	+271
CHETWYND	29,403	+248
WESTON	28,945	+246
SANDON	27,645	+185

UPDATED: 13/07/2020 08:40:45

SCHOOL TIES AND BADGES

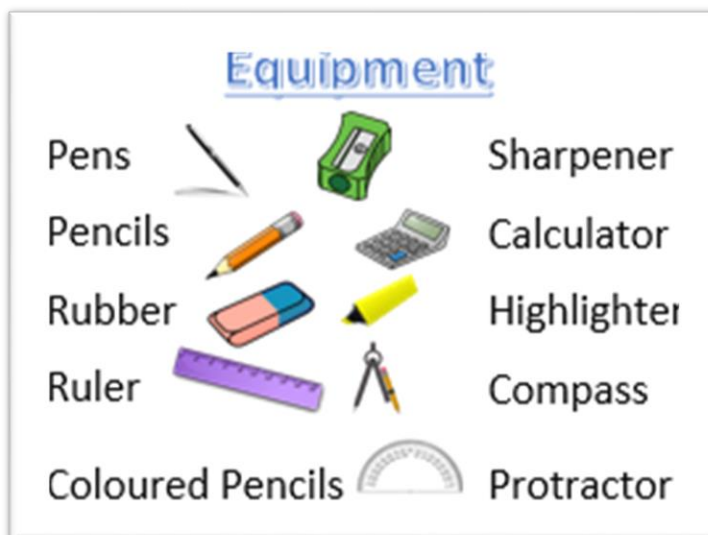
We do have plenty of ties and badges for September start. New ties and badges can be purchased from main reception in September. The cost is now £3.50 per tie and £1.10 an iron-on badge.



Happy End of Term!

It is important that we are ready and prepared for next term.


Your teachers will not be able to lend you any equipment so it will be important that you have all of the correct equipment for your lessons.



It is also important that we start next year with the correct uniform. If you are unsure about any part, here is the link to the school website: <https://www.sirgrahambalfour.co.uk/page/?title=School+Uniform&pid=84>

Blazer with badge. White school shirt, tucked in, and House colour tie.

Grey school trousers or knee length skirt, not skin tight.



Natural Hair colour and Natural Nails.

Plain navy jumper for underneath your blazer if it gets too cold.

School Shoes, not trainers, boots or pumps. **See the school website if you are not sure.**

PE: School PE T-shirt and black or navy jogging bottoms. Not leggings or short shorts.

BACK TO SCHOOL TIPS FOR PARENTS AND GUARDIANS...

Here are some tips and key points to help you prepare your child for their return to school in September.

Following a sustained period of independent, online and home learning it is important that we can do all we can to support your child's return to school life in September.

Why is it good to be back in school?

- It is good for student's mental wellbeing.
- It is good for student's to socialise safely with others.
- School is the best place for them to learn.

Who can you contact?

With a slight change to our normal house group setting, contact will be best with your child's *House Head* or their new *Bubble House Tutor*.

What can you do NOW...

- Talk about the positives of being back in school.
- Discuss openly the work carried out during lockdown.
- Make sure you and your child are both aware of the arrangements in place for September. See Mrs Beck's emails for this guidance.

What can you do during the Summer Holidays...

- Encourage physical activity.
- Discuss openly emotions about returning to school.
- Get together the necessary equipment and uniform so your child is prepared.
- Keep a routine in place, certainly in the final two weeks of the holidays.

What to do in September...

- Maintain and keep discussions open – transparency is key to overcoming barriers to learning.
- Allow your child to unwind at the end of the day before asking them how their day was. School life will be tiring after such an absence.

ART RESOURCES



Y7	<ul style="list-style-type: none"> • Pencil – at least 2 • Pencil crayons • Pencil sharpener • Rubber • 30cm ruler • Black biro
Y8	
Y9	
Y10	<p>The above plus...</p> <ul style="list-style-type: none"> • Acrylic paints (I made sure that the majority of the class got a set of these from me before we left) • Watercolour paints (available in school shop)


Science Over the Summer

The best scientific advice this summer is to avoid going out if you can and if you do, make sure to still socially distance, wash your hands, and be sensible!

We've prepared this list of activities for you to do with a science theme. If you do any, please produce a summary to show your Science teacher.

Have a great summer!

Science Department



Activity	Link
<u>London Natural History Museum – Virtual Museum</u> Delve into the Museum from home with a virtual self-guided tour of the galleries, an interactive experience about Hope the blue whale and audio guides narrated by Sir David Attenborough.	https://www.nhm.ac.uk/visit/virtual-museum.html
<u>London Science Museum – Virtual Museum</u> Explore the science museum with a virtual tour on Google Streetview or enjoy a curated tour of the museum. You can also explore their 325,000 object in amazing detail!	https://www.sciencemuseum.org.uk/virtual-tour-science-museum
<u>Washington D.C Natural History Museum – Virtual tours</u> The Smithsonian National Museum of Natural History virtual tours allow visitors to take self-guided, room-by-room tours of select exhibits and areas within the museum from their desktop or mobile device	https://naturalhistory.si.edu/visit/virtual-tour
<u>Washington D.C Natural History Museum – Summer Explorations</u> Join a free virtual summer program series that allows you to explore the world of natural history science in a fun and interactive way! Each week they will explore a different natural science-based theme and provide a suite of daily live webinars, videos, activities, and projects.	https://naturalhistory.si.edu/education/natural-history-summer-explorations
<u>WWF Activities for pupils</u> Take inspiration and ideas from their hub of seasonal and fun creative activities that are designed to encourage pupils to get outside, get creative using recycled materials, and learn about nature and sustainability.	https://www.wwf.org.uk/get-involved/schools/activities

Activity	Link
<p><u>CERN – Virtual Visits</u></p> <p>'Visit' the site of the Large Hadron Collider – the world's largest and most powerful particle accelerator. A variety of interactive activities including virtual reality videos and tours of the site.</p>	<p>https://visit.cern/tours/virtual-visits</p> <p>https://visit.cern/discover-cern-online</p>
<p><u>Chester Zoo – Virtual Zoo</u></p> <p>Take part in one of many virtual tours of Chester Zoo which broadcasted the zoo whilst in lockdown.</p>	<p>https://www.chesterzoo.org/virtual-zoo-2/</p>
<p><u>Edinburgh Zoo – Animal information and live webcams</u></p> <p>Find out about all the animals that live in Edinburgh Zoo and there are live webcams of the animals so you can see what they are up to!</p>	<p>https://www.edinburghzoo.org.uk/animals-and-attractions/animals/</p>
<p><u>London Zoo – Virtual Zoo and Live Talks</u></p> <p>Visit the animals, and their hardworking keepers, in real time. Gain an unedited snapshot of what goes on day to day – the cleaning, the caring, the surprises and the affection. Enjoy the animals in all their unpredictable, quirky ways and check in with the teams still there, on site, looking after their animals.</p>	<p>https://www.zsl.org/zsl-london-zoo/virtual-london-zoo</p> <p>https://www.zsl.org/zsl-london-zoo/whats-on/live-from-zsl-london-zoo</p>
<p><u>Virtual Planetarium and solar system discovery show</u></p> <p>The Universe is a vast and intriguing place, and this show explores our own little corner of it: the Solar System. Starting from our home planet, the Earth, you'll travel through our celestial neighbourhood, visiting objects like planets, moons and asteroids, and ending with a fly-out to view our galaxy, the Milky Way.</p>	<p>https://www.rmg.co.uk/whats-on/solar-system-discovery-virtual-planetarium-show</p> <p>Times you can book</p> <p>Thursday 23 July 12pm - 1pm, 2pm - 3pm, 3pm - 4pm</p> <p>Friday 24 July 11am - 12pm, 12pm - 1pm, 2pm - 3pm</p>
<p><u>Kew Gardens – Virtual tour into the glasshouses</u></p> <p>Travel to the tropics, the desert and the mountains without leaving the house with their seasonal footage and a sneak peek at their glasshouses across Kew and Wakehurst.</p>	<p>https://www.kew.org/about-us/virtual-kew-wakehurst</p>
<p><u>Google Expeditions – Virtual Reality Tours and Augmented Reality</u></p> <p>Expeditions explore history, science, the arts, and the natural world. Whether you're roaming with dinosaurs or taking a look at Renaissance sculptures, there's something amazing to explore for every subject.</p>	<p>https://edu.google.com/products/vr-ar/expeditions/?modal_active=none</p> <p>To experience VR cheaply you can order a product called "google cardboard" which lets you turn your smart phone into a VR headset with some self-assembly.</p>

Activity	Link
<p><u>NASA – Citizen Science Projects & Other Activities</u> NASA's citizen science projects are collaborations between scientists and interested members of the public. Through these collaborations, volunteers (known as citizen scientists) have helped make thousands of important scientific discoveries.</p>	<p>https://science.nasa.gov/citizenscience</p> <p>https://www.nasa.gov/stem/forstudents/5-8/index.html</p> <p>https://spaceplace.nasa.gov/</p>
<p><u>Dyson Challenge Cards</u> Can you skewer a balloon without popping it? Coat a nail in copper? What happens when you plug a clock into a potato? Dyson engineers have designed these challenges specifically for children. Ideal for home or in the classroom, they encourage inquisitive young minds to get excited about engineering.</p>	<p>https://www.jamesdysonfoundation.co.uk/resources/challenge-cards.html</p>
<p><u>Learn.Genetics – An introduction to genetics and biology</u> Explore a range of resources all aimed at explains the basics of biology and genetics. Activities to complete as well as learning if you want to learn something new.</p>	<p>https://learn.genetics.utah.edu/</p>
<p><u>Institute of Physics – Moon Adventure</u> What's it like to be an astronaut? Where did the Moon come from? What's the future of humans in space? Click to find out more!</p>	<p>https://beta.iop.org/moon?_ga=2.10362485.1926302531.1594071685-507043688.1594071685</p>
<p><u>Royal Institute – Experiments and Practicals</u> A series of short films making it fun, easy and cheap to do science experiments at home with your family.</p>	<p>https://www.rigb.org/families/experimental</p>
<p><u>STEM – Massive list of activities for all ages</u> A range of fun, hands-on activities for families to use at home, suitable for all ages from 4 to 16.</p>	<p>https://www.stem.org.uk/home-learning/family-activities</p>
<p><u>Discovering Antarctica</u> Take a journey through this site and begin discovering Antarctica for yourself. Each section features activities, images, video clips and fact sheets, to help you learn about this distant, frozen wilderness.</p>	<p>https://discoveringantarctica.org.uk/</p>
<p><u>Scouts – The Great Indoors</u> While Scouts normally love the great outdoors, they've pulled together some inspired indoor activity ideas to keep you entertained while schools are closed due to coronavirus.</p>	<p>https://www.scouts.org.uk/the-great-indoors</p>

Activity	Link
<p><u>British Science Week 2020 Pack</u></p> <p>The theme for the British Science Week 2020 activity packs and poster competition was 'Our diverse planet.' Even though the week is over, the packs contain lots of activities on this theme, with anything from biological diversity and social diversity, to the diversity of knowledge and STEM careers.</p>	<p>https://www.britishscienceweek.org/app/uploads/2020/01/BSA_BSW_secondary_1119v13.pdf</p>
<p><u>Lockdown Science</u></p> <p>Here you will find the experiments you can do at home. All very low-tech. No fancy equipment. Just what's in the cupboard and the fridge, and some fun for kids.</p>	<p>https://www.lockdownscience.com/</p>
<p><u>Tynker – Learn to code</u></p> <p>Tynker provides everything needed to learn computer programming in a fun way. Tynker offers self-paced online courses for children to learn coding at home.</p>	<p>https://www.tynker.com/dashboard/student/#/dashboard</p>
<p><u>TEDEd – Online learning videos</u></p> <p>Allows students to search for lectures — recorded or animated — on subjects of interest or sign up for a daily email of lesson plans that span all subjects and age groups.</p>	<p>https://ed.ted.com/lessons?category=science-technology&direction=desc&sort=featured-position</p>
<p><u>WildEarth – Live Safaris</u></p> <p>WildEarth's safariLIVE is an award winning, expert hosted LIVE safari, broadcast directly from the African wilderness into your home.</p>	<p>https://wildearth.tv/safarilive/</p> <p>Sunrise Safari: 5:30am-8:30am Sunset Safari: 2pm-5pm Every day of the week</p>
<p><u>Monterey Bay Aquarium – Live Cams</u></p> <p>Be delighted by the antics of the sea otters or mellow out to the hypnotic drifting of jellies. With ten live cams to choose from, you can experience the wonder of the ocean no matter where you are. There are live narrated feedings every day.</p>	<p>https://www.montereybayaquarium.org/animals/live-cams</p>
<p><u>Create a Rube Goldberg Machine</u></p> <p>A Rube Goldberg machine is any complex contraption that uses a chain reaction to perform a simple task. Think of it as dominoes with far more steps leading to doing something simple like turning a light on or silence an alarm. They involve a lot of set up but are incredibly satisfying to have work.</p> <p>We would absolutely love to see if you create a Rube Goldberg machine – film it and send it in to school.</p> <p>This site has examples of famous Rube Goldberg videos from YouTube.</p>	<p>https://boyslife.org/hobbies-projects/projects/159359/how-to-make-a-rube-goldberg-machine/</p>

Staffordshire Balloon Fiesta



**** PLEASE REMEMBER TO CONTACT THE EVENT ORGANISER TO CHECK THE EVENT IS STILL RUNNING DUE TO THE CORONAVIRUS ****

About

Showtime Events Group is pleased to announce the very first Staffordshire Balloon Fiesta. It's going to be an amazing fun-filled family event with:

- Hot air balloons (weather dependent)
- Hot air balloon glow (Saturday only & weather dependent)
- Live arena entertainment
- Funfair
- Circus acts and workshop
- Fireworks Display (Saturday only)
- Birds of Prey
- Food and drink stalls

Plus so much more to be announced. Follow us on Facebook to stay up to date with the latest announcements!

- Facebook Event: <https://www.facebook.com/events/481444846132602/>
- Facebook: <https://www.facebook.com/staffordshireballoonfiesta/>
- Uttoxeter Racecourse, Wood Lane, Uttoxeter, Staffordshire, ST14 8BD

Guide Prices

Tickets available at Skiddle: [skiddle.com/e/13734027](https://www.skiddle.com/e/13734027)

Opening Times

Season 18 July 2020 - 19 July 2020

Day	Times
-----	-------

Saturday - Sunday	10:00 - 23:00
-------------------	---------------

* Last entry 9.00

Contact Details

Email: info@enjoystaffordshire.com

Tel: 01785 277397

Facebook: [enjoystaffs](https://www.facebook.com/enjoystaffs)

Twitter: [@enjoystaffs](https://twitter.com/enjoystaffs)

Instagram: [@enjoystaffordshire](https://www.instagram.com/enjoystaffordshire)



**** PLEASE REMEMBER TO CONTACT THE EVENT ORGANISER TO CHECK THE EVENT IS STILL RUNNING DUE TO THE CORONAVIRUS ****

About

Q in the Park is back at Victoria Park Stafford (Victoria Park, Stafford, Staffordshire, ST16 2QF)

Established in 2011 Q in the Park is one of the longest running FREE family festivals in the area, drawing thousands of visitors each year.

With a great line up of live music, fabulous food vendors, mobile bars, performances by local groups, dance troop displays, storytelling, martial arts demonstrations, rides, drum workshops, inflatables, bucking bronco. Mascots including Paw Patrol and North Staffs Stormtroopers.

Amusements for all ages. So come and join in the fun, free entry and everyone is welcome

We will also be championing two local charities Midlands Air Ambulance and Stafford & District Bereavement & Loss Support Service, help show your support for our very own worthy causes.

Opening Times

Season 22 Aug 2020 - 23 Aug 2020

Day	Times
-----	-------

Saturday - Sunday	11:30 - 17:30
-------------------	---------------

Contact Details

Email: info@enjoystaffordshire.com

Tel: 01785 277397

Facebook: [enjoystaffs](#)

Twitter: [@enjoystaffs](#)

Instagram: [@enjoystaffordshire](#)

Layered Rainbow Salad Pots



Have you five-a-day and a dose of vitamin C with these colourful rainbow pots of tuna salad, ideal for a lunchbox, or summer picnic

Ingredients

- 350g pasta
- 200g green beans, trimmed and chopped into short lengths
- 160g can tuna in olive oil, drained
- 4 tbsp mayonnaise
- 4 tbsp natural yogurt
- ½ small pack chives, snipped (optional)
- 200g cherry tomatoes, quartered
- 1 orange pepper cut into cubes
- 195g can sweetcorn, drained

Method

1. Cook the pasta until it is still a little al dente (2 mins less than the pack instructions) and drain well. Cook the green beans in simmering water for 2 mins, then rinse in cold water and drain well. Mix the tuna with the mayonnaise and yogurt. Add the chives, if using.
2. Tip the pasta into a large glass bowl or four small ones, or four wide-necked jars (useful for taking on picnics). Spoon the tuna dressing over the top of the pasta. Add a layer of green beans, followed by a layer of cherry tomatoes, then the pepper and sweetcorn. Cover and chill until you're ready to eat.

Strawberries & Cream Cheesecake Jars



Make your strawberry ripple cheesecakes portable by packing them into jam jars, then enjoy on a summer picnic

Ingredients

- 200g buttery biscuit (like shortbread or Viennese whirls)
- 200g cream cheese
- 200ml double cream
- 6 tbsp icing sugar
- 2 tsp vanilla extract
- 500g strawberries halved or quartered

Method

1. Blitz the biscuits to crumbs in a food processor or in a bowl with the end of a rolling pin. Divide the biscuit crumbs between the jars.
2. In a large bowl, whisk the cream cheese, cream, 5 tbsp icing sugar and the vanilla extract until softly whipped. Tip half the strawberries and the remaining sugar into another bowl and crush with a fork to a purée. Ripple the purée through the cream and divide between the jars. Top each cheesecake with remaining strawberries, secure the lids and chill until ready to pack up. Transport in a cooler bag.

You will need

- 8 jars with lids

English landmarks

Word Search



STONEHENGE

BIG BEN

BLACKPOOL TOWER

TOWER BRIDGE

PARLIAMENT

TOWER OF LONDON

BUCKINGHAM PALACE

WINDSOR CASTLE

HADRIANS WALL

KINGS COLLEGE

WHITE CLIFFS


LONDON EYE

STPAULS CATHEDRAL


ROMAN BATHS

WESTMINSTER ABBEY






Find the odd one out



HOT SUMMER DAYS

Use the Hot Summer Days word list to fit all of the words in the correct boxes of the puzzle.



4 LETTERS	SUMMER	BARE FEET	10 LETTERS
BOAT	7 LETTERS	SWIMMING	WATERMELON
POOL	FLOWERS	UMBRELLA	
5 LETTERS	8 LETTERS	LEMONADE	12 LETTERS
BEACH	ICE CREAM	9 LETTERS	STRAWBERRIES
6 LETTERS	SUNSHINE	FLIP FLOPS	
		SUNSCREEN	

Can you spot the 10 differences?



Mr Trenbirth's Joke Corner

I told my dad I finally wanted to get a job, down at the local bowling alley. "Tenpin" he asked. "No permanent" I replied.



Breaking News!! The Energizer Bunny has been arrested?
Apparently he was charged with battery.



I said to this train driver: "I want to go to Paris." He said: "Eurostar?" I said: "Thanks but I'm no George Clooney."

The other day I held the door open for a clown. I thought it was a nice jester.



Somebody stole all my lamps....and I couldn't be more de-lighted!

Miss Deering's Daily Quotes

"Sometimes we're tested not to show our weaknesses but to discover our strengths"

"If you change your mind-set, you have the ability to change your whole world".



"You can't leave footprints in the sands of time if you're sitting on your butt. And who wants to leave butt prints in the sands of time?"

"Let your smile change the world but don't let the world change your smile"